



**BOWMORE
SCHOOL
COUNCIL**

2018 PARENT & TEACHER FEEDBACK RESULTS

METHODOLOGY

Phase 1: Focus Groups

- Feedback exercise at Parent Council meeting
- Teacher focus group in March 2018

Phase 2: Survey

- Online survey distributed to Bowmore parents April 2018; 219 responses
- Online survey distributed to Bowmore teachers; 18 responses

** Unable to determine how many unique households are represented among the respondents.*



RESPONDENTS

The majority of respondents – both parents and teachers – are well-informed and very engaged with the Bowmore School Community.

- ✓ **Well-informed:** 96% of parents received Bowmore School Council communications
- ✓ **Engaged:**
 - 85% of parents had contributed via more than one fundraiser/56% of teachers had requested funds
 - 56% of parents and 89% of teachers had attended at least one event
 - 24% of parents had attended a Bowmore School Council meeting
 - 28% of teachers had organized an event; 28% had requested volunteer support
- ✓ **Representing a mix of grades:**
 - Parents
 - 33% JK/SK; 37% Grades 1-3; 33% Grades 4-6; 25% Grades 7/8
 - 70% had more than one child currently attending Bowmore
 - Teachers
 - 2 - JK/SK; 2 - Grades 1-3; 4- Grades 4-6; 2 Grades 7/8; 8 from a specialty area



**BOWMORE
SCHOOL
COUNCIL**

SPENDING PRIORITIES

Technology, STEM programming and arts programming are high priorities for both parents and teachers.

Parents' Priorities		Teachers' Priorities	
HIGH PRIORITY	STEM programming (71%) Technology Upgrades (64%) Musical Instruments (60%) Arts programming (58%)	HIGH PRIORITY	Technology Upgrades (12 of 18) Workshops for Parents & Students (10 of 18)
MEDIUM PRIORITY	Playground Balls (37%) Sports Equipment (31%) Pool Equipment (29%)	MEDIUM PRIORITY	Music -- Instruments, etc. (9 of 18) STEM programming (8 of 18) Arts programming (8 of 18) Audio system (8 of 18) Playground equipment (8 of 18) Multicultural events (6 of 18) Eco Initiatives (6 of 18)
LOW PRIORITY	Multicultural Events (24%) Audio System (17%) Kindergarten Playground (16%) Parent Workshops (15%)	LOW PRIORITY	Pool equipment (3 of 18) Kindergarten Playground (3 of 18) Sports equipment & uniforms (2 of 18)

Q: Using a 7 point scale, where 1 = Not at all Important and 7 = Extremely Important, please rate how important it is for Council to spend money in each of these areas.



**BOWMORE
SCHOOL
COUNCIL**

IMPORTANCE (Top 2 Box)

COMMUNITY OUTREACH EVENTS

School Carnival and the Snack Program are high priorities for parents and teachers; Movie Nights and Multicultural Events are much lower priority for both.

Parents' Priorities	
HIGH PRIORITY	Snack Program (61%) School Carnival (52%)
MEDIUM PRIORITY	Make-it Fair (36%) School Year Kick-off (34%) School Council Meetings (34%)
LOW PRIORITY	PJ & Hot Chocolate Days (26%) Parent Workshops (25%) Bowmore Rocks (24%) Multicultural Events (17%) Movie Nights (11%)

Teachers' Priorities	
HIGH PRIORITY	School Carnival (12 of 18) Snack Program (11 of 18) School Council Meetings (10 of 18)
MEDIUM PRIORITY	School year kick-off (9 of 10) Bowmore Rocks (8 of 10) Parent Workshops (8 of 10)
LOW PRIORITY	Make-it Fair (6 of 18) PJ & Hot Chocolate Days (5 of 18) Multicultural Potluck (4 of 18) Movie Nights (3 of 18)

Q: Using a 7 point scale, where 1 = Not at all Important and 7 = Extremely Important, please rate how important these community outreach events are to you.



**BOWMORE
SCHOOL
COUNCIL**

IMPORTANCE (Top 2 Box)

DIVERSITY & INCLUSION

Less than 60% of respondents said they always feel welcome & included in the Bowmore community.



Q: Please select the statement you agree with most.

FUNDRAISING

Parents rated Pizza Lunch and School Carnival as very important to continue; magazines/cookie dough was rated poorly even though 40% of respondents had previously participated.

	% CONTRIBUTED TO/ATTENDED	IMPORTANCE RATING "6" OR "7"
Pizza Lunch	90%	83%
School Carnival	74%	70%
Direct Donation	28%	44%
Bowmore Rocks	34%	40%
Magazines/Cookie Dough	40%	21%

Q: Which fundraisers do you contribute to/attend?

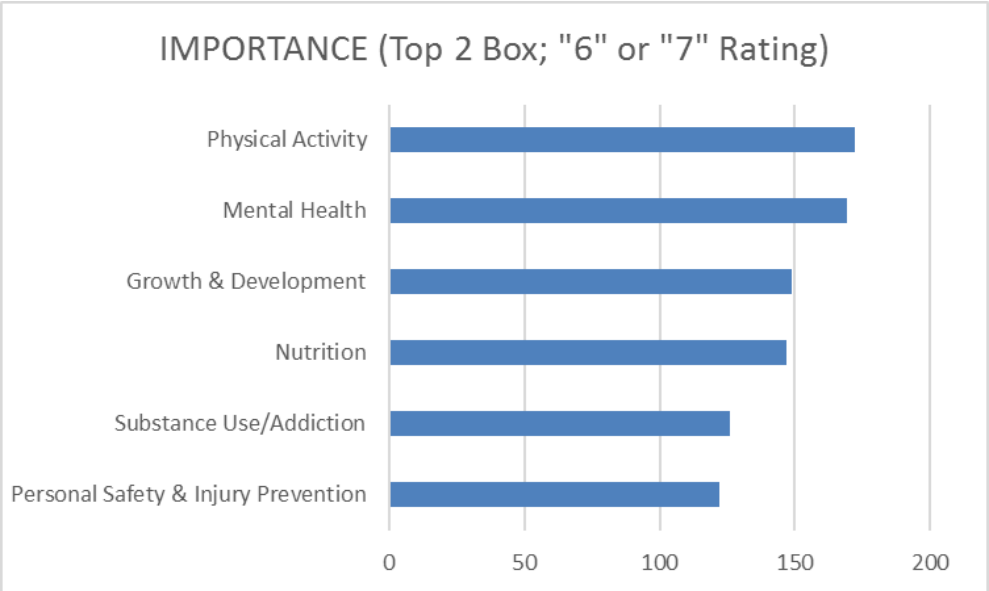
Q: Which fundraisers are important to continue? Using a 7 point scale, where 1 = Not at all Important and 7 = Extremely Important, please rate how important....



**BOWMORE
SCHOOL
COUNCIL**

HEALTH & WELLNESS: Focus Areas

Parents indicated that it's very important for Bowmore to focus on health & wellness – with 79% rating physical activity and 77% rating mental health as a "6" or "7".



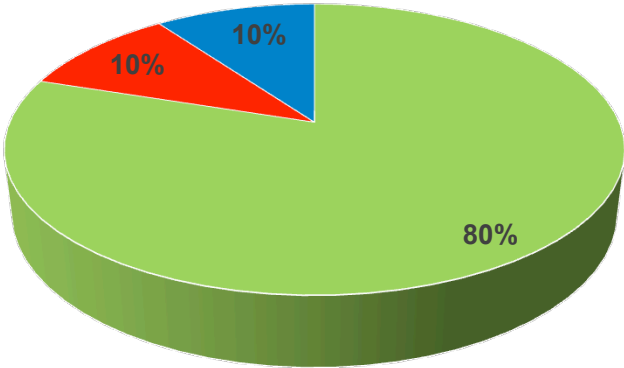
Q: Please rate each item where 1 = Not at all Important and 7 = Extremely Important.



**BOWMORE
SCHOOL
COUNCIL**

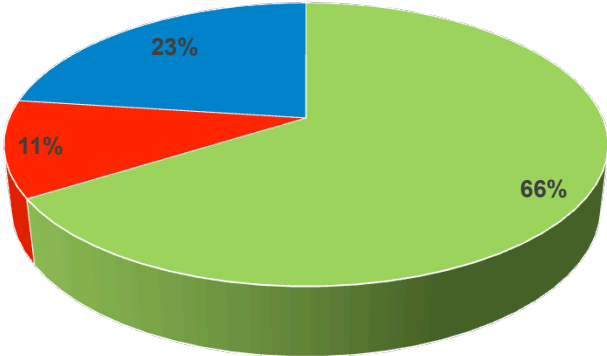
HEALTH & WELLNESS

My child/children enjoy their physical education classes.



■ YES ■ NO ■ UNSURE

The playground/outside area is safe



■ YES ■ NO ■ UNSURE

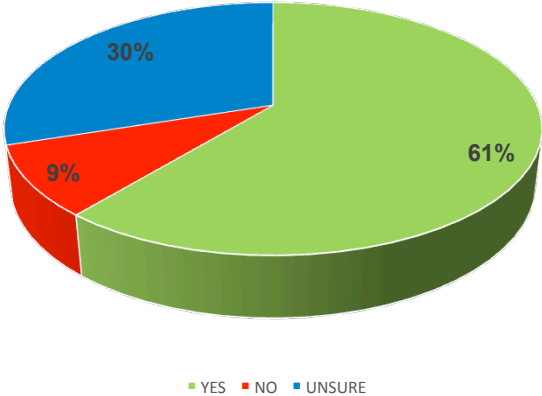


**BOWMORE
SCHOOL
COUNCIL**

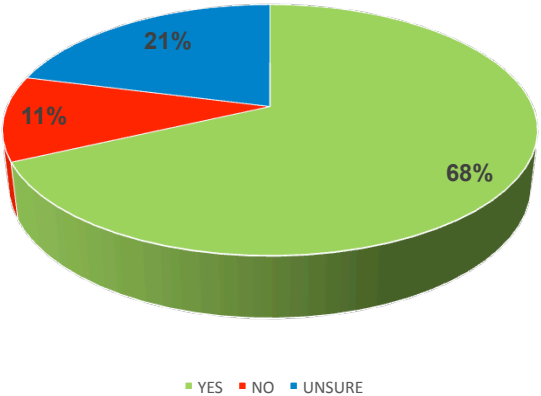
Q: Please read the statements below and answer "Yes", "No", or "Unsure" for each one..

HEALTH & WELLNESS: Snack Program

The snacks served at school are healthy.



My child/children enjoy the snacks at school.

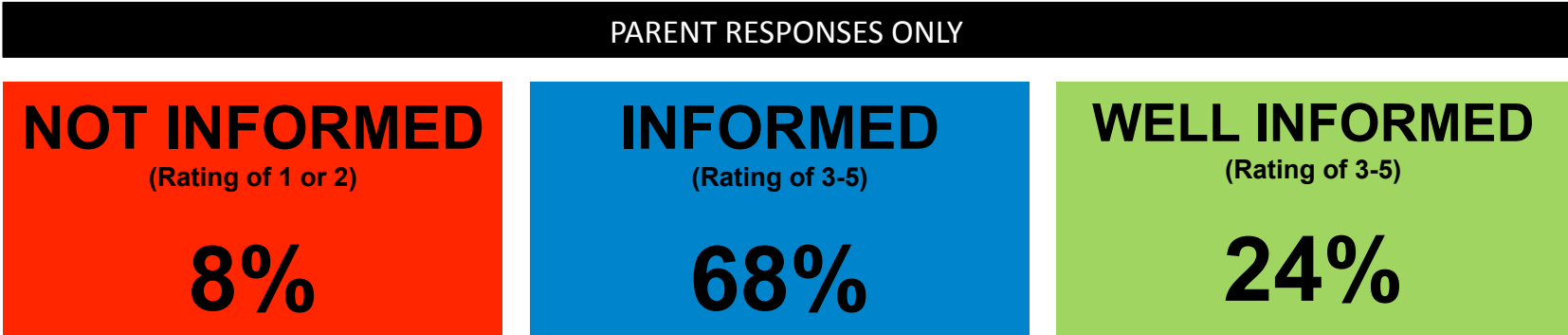


**BOWMORE
SCHOOL
COUNCIL**

Q: Please read the statements below and answer "Yes", "No", or "Unsure" for each one..

COMMUNICATIONS

More than 90% of parents who responded consider themselves informed about BSC initiatives & events, whereas only 5 of 18 teachers considered themselves well-informed.



Q: Using a 7 point scale, where 1 = Not at all Informed and 7 = Extremely Well-Informed about Bowmore School Council events and initiatives.



COMMUNICATIONS

It appears that Specialty teachers are not receiving the BSC Classroom rep emails, which is why only half of respondents said they are using that mode of communication to stay informed.

Bowmore newsletter (email)	12
BSC Classroom Rep Emails	9
Flyers sent home with students	9
BSC Facebook Posts	7
BSC Twitter Feed	4



**BOWMORE
SCHOOL
COUNCIL**